

10

AVRO AIRCRAFT LIMITED
PERIODIC PERFORMANCE REPORT 15A

PERFORMANCE OF THE ARROW 2

~~SECRET~~
UNCLASSIFIED

NOVEMBER 1958



AVRO AIRCRAFT LIMITED

MALTON - ONTARIO

TECHNICAL DEPARTMENT (Aircraft)

AIRCRAFT: Arrow 2

S E C R E T

REPORT NO: Periodic Performance Report No. 15A

FILE NO: 72/PERF/37

NO. OF SHEETS 22

TITLE:

UNCLASSIFIED

PERFORMANCE OF THE ARROW 2
Aircraft 25206 with Derated Iroquois
(Engine Nos. 116 & 117)

NRC - CISTI
AÉRO / M.E.
LIBRARY
89- 05- 11
BIBLIOTHÈQUE
AÉRO / G.M.
CNRC - ICIST

Classification cancelled/changed to.....

by authority of..... (date).....

Signature [Signature] Rank PL

PREPARED BY Performance Group [Signature] DATE Nov. 1958

RECOMMENDED FOR APPROVAL [Signature] DATE Nov. 1958

APPROVED [Signature] name [Signature] DATE Nov. / 1958

APPROVED FOR RELEASE _____ DATE _____

PROPRIÉTÉ



CIRCULATION LIST

UNCLASSIFIED

COPIES TO:

COPY NO.

Messrs.	J. C. Floyd	1
	R. N. Lindley	2
	J. A. Chamberlin	3
	C. V. Lindow	4
	F. H. Brame	5
	R. Marshall	6
	M. Willer	7
	D. Rogers	8
	M. Pesando	9
	J. Scott	10
	J. Lucas	11
	S. Kwiatkowski	12
	A. Thomann	13
	A. Buley	14
	S. Whiteley	15
	R. Cairns	16
	D. Scard	17
	H. MacDougall	18
	J. Cohen	19
	W. McCarter	20
	T. Roberts	21
	R. Rose	22
	A. Crust for RCAF (12)	23 - 34
	Performance Group (3)	35 - 37
	Library	38



SECRET

PRODUCTION



- 3 -

<u>INDEX</u>		<u>PAGE</u>
<u>SECTION 1.</u>	<u>PERFORMANCE</u>	
Summary		4
Table 1.	Loading and Performance	5
Figure 1.	Maximum Speed	7
" 2.	Manoeuvrability	8
" 3.	Time to Height	9
" 4.	Steady Rate of Climb	10
" 5.	Take-off Distance	11
" 6.	Landing Distance	12
" 7.	Acceleration at Altitude	
	a) Time	13
	b) Distance	14
	c) Fuel	15
<u>SECTION 2.</u>	<u>PROPULSION DATA</u>	
Introduction		16
Figures 8 - 13		17 - 22

UNCLASSIFIED

SECRET

PRODUCTION

UNCLASSIFIED



- 4 -

ARROW PERIODIC PERFORMANCE REPORT 15A

PERFORMANCE OF THE ARROW 2

AIRCRAFT 25206 WITH DERATED IROQUOIS

(Pre-production Engine Nos. 116 & 117)

(C.G. at 29.5% MAC)

UNCLASSIFIED

SUMMARY

The performance data given in this report are based on the drag data given in AVRO Periodic Performance Report 15, and on propulsion data given in 72/Int. Aerc/36 (Derated Iroquois with 7,650 maximum N_H rpm and derated afterburner). They represent the best estimate of the performance of aircraft 25206 with current flight limitations.

The main differences between this report and Periodic Performance Report number 15 are:-

1. Derated engine and afterburner performance.
2. Instrumentation pack carried, instead of Hughes MA-1 with MB-1 and GAR 3/4 missiles.
3. No fuel carried in pack.
4. No provision for 500 gallon ventral drop tank.
5. An increase in Operational Weight Empty of 409 lbs.

The loading and performance data are given in Table 1 and Figures 1 to 7 (c) inclusive.

SECRET



TABLE I - LOADING AND PERFORMANCE

UNDER I.C.A.O. STANDARD ATMOSPHERE CONDITIONS

(Clean Aircraft)

WEIGHT:-

Operational Weight Empty	lb.	46,301
Maximum usable internal fuel	lb.	19,146
Gross Take-Off weight (Max. internal fuel)	lb.	65,447
Half max. internal fuel weight	lb.	55,874
Normal design landing gross weight	lb.	51,087
Maximum landing gross weight	lb.	65,447
Wing loading at gross take-off weight	lb/sq.ft.	53.4
Power loading at gross take-off weight	lb/lb.Thrust	1.77

*Amended by
AVRO letter
8251/20/5
d 24 Nov.
R26*

SPEED:-

True airspeed in level flight at Half Max. Internal Fuel Weight

Sea Level	(1)	Maximum Thrust A/B Lit	KTS.	425 * 375 KTS
	(11)	Maximum Thrust A/B Unlit	KTS.	425 * 375 KTS.
50,000 ft.	(1)	Maximum Thrust A/B Lit	KTS.	1,085

CEILING:-

Ceiling at Half Max. Internal Fuel Weight, rate of climb 500 ft./min. with maximum thrust at 1.5M A/B lit	ft.	55,000
---	-----	--------

RATE OF CLIMB:-

Steady State rate of climb at Half Max. Internal Fuel Weight

Sea Level	(1)	Maximum thrust, A/B Lit at 375 425 KTS.*	Ft/Min.	25,800
	(11)	Maximum thrust, A/B Unlit at 375 425 KTS.*	Ft/Min.	15,000
50,000 ft.	(1)	Maximum Thrust A/B lit at 1.5 M.N.	Ft/Min.	3,800

* Current EAS limitation on aircraft 25206 - see Figures 1 & 4.

UNCLASSIFIED
SECRET



- 6 -

TIME TO HEIGHT:-

Time to reach 50,000 ft. and 1.5M from engine start
at gross take-off weight, maximum thrust A/B Lit 7.46

MANOEUVRABILITY:-

Load factor at Half Max. Internal Fuel Weight

- | | |
|--|------|
| 1. Maximum thrust A/B Lit 1.5M at 50,000 feet. | 1.31 |
| 2. Maximum thrust A/B Lit 1.8M at 50,000 feet. | 1.14 |

TAKE - OFF DISTANCE:-

Take-off distance over 50 ft. obstacle at sea level
at Gross Take-Off weight

- | | |
|--|----------|
| (1) Maximum thrust A/B Lit standard day | ft. 4525 |
| (2) Maximum thrust A/B Unlit, standard day | ft. 6075 |
| (3) Maximum thrust A/B Lit, hot day | ft. 5775 |

LANDING DISTANCE:-

Landing distance over 50 ft. obstacle at sea level
at normal design landing gross weight ft. 5325

STALLING SPEED:-

True stalling speed in landing configuration at
Half Max. Internal Fuel Weight at sea level KTS. 117

MISSIONS

Ferry Mission (internal fuel only) Range N.M. 1150

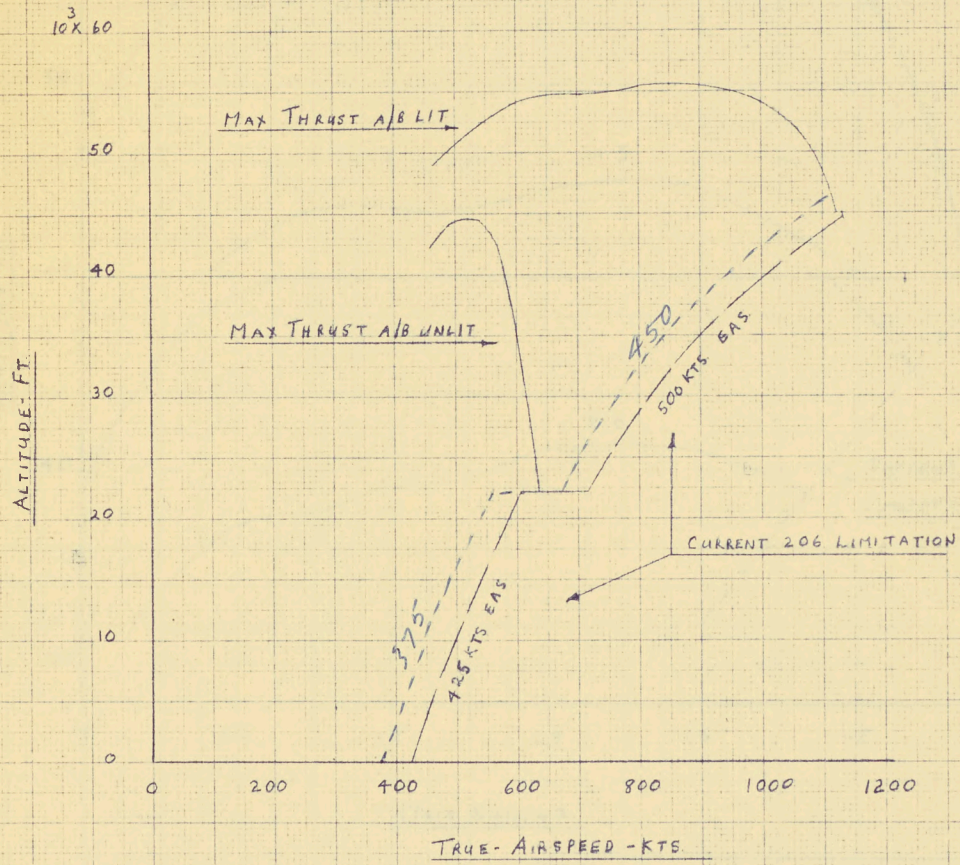
UNCLASSIFIED
SECRET

ARROW 2

MAX LEVEL SPEED AT HALF MAX INT. FUEL (55874 LBS)

IROQUOIS DERATED ENGINE

(PRE PRODUCTION ENGINES 116:117)



10 X 10 TO THE CM. 359-14
REDFEL & ESSER CO. #172 1/2 X 1 1/2

DRAG - 71-2 / AERO-DATA / 17
PROPULSION - 72 / INT AERO / 36

UNCLASSIFIED
SECRET

FIG. 1

PROPULSION

ARROW 2

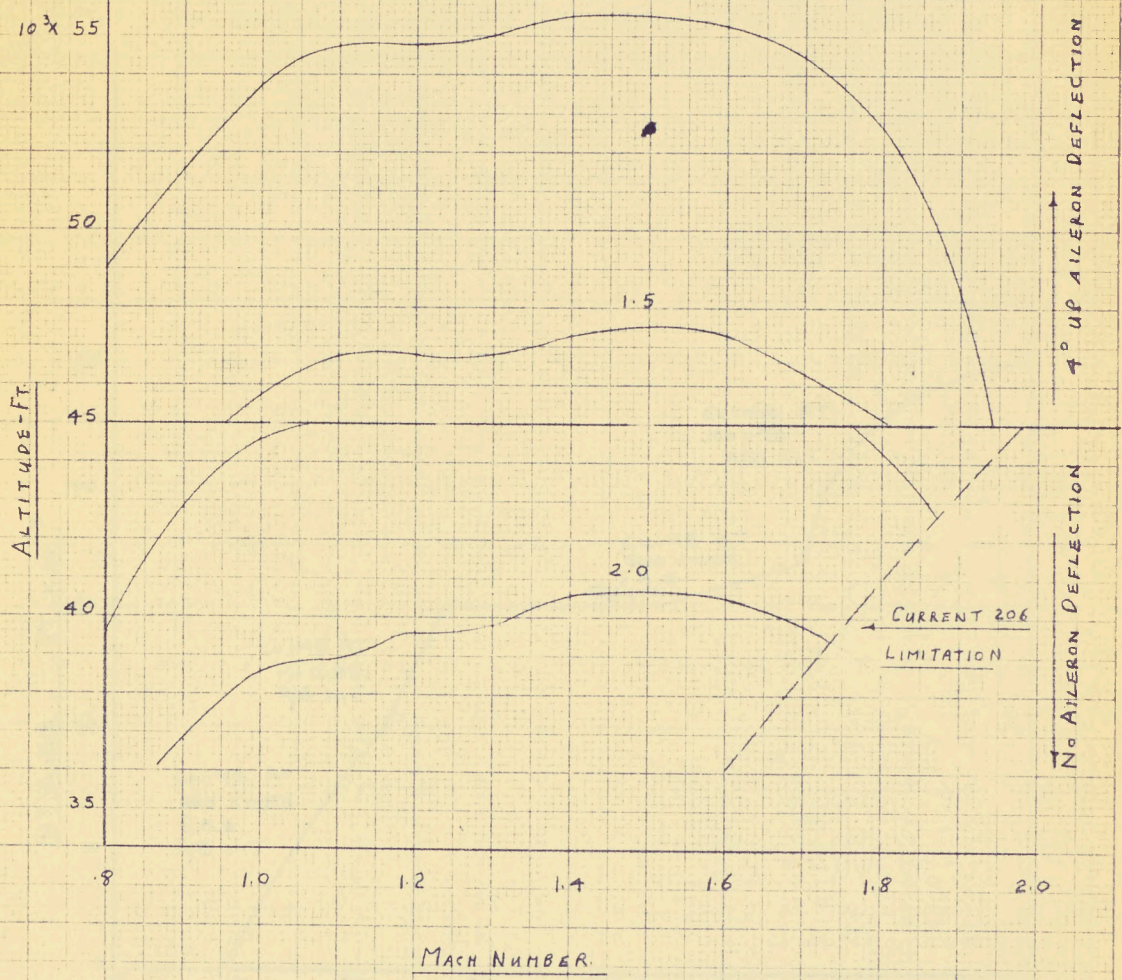
MANOEUVRABILITY - STEADY G'S AVAILABLE

AT HALF MAX. INT. FUEL WEIGHT - (55874 LBS)

IRAQUOIS DERATED ENGINE

(PRE PRODUCTION ENGINES 116:117)

$\eta = 1.0$



K&E
10 X 10 TO THE 1/8 INCH
KAUFFEL & FESSEN CO.
359-12
MADE IN U.S.A.

DRAG :- 71-2/AERO DATA/17
PROPULSION :- 72/INT. AERO/36

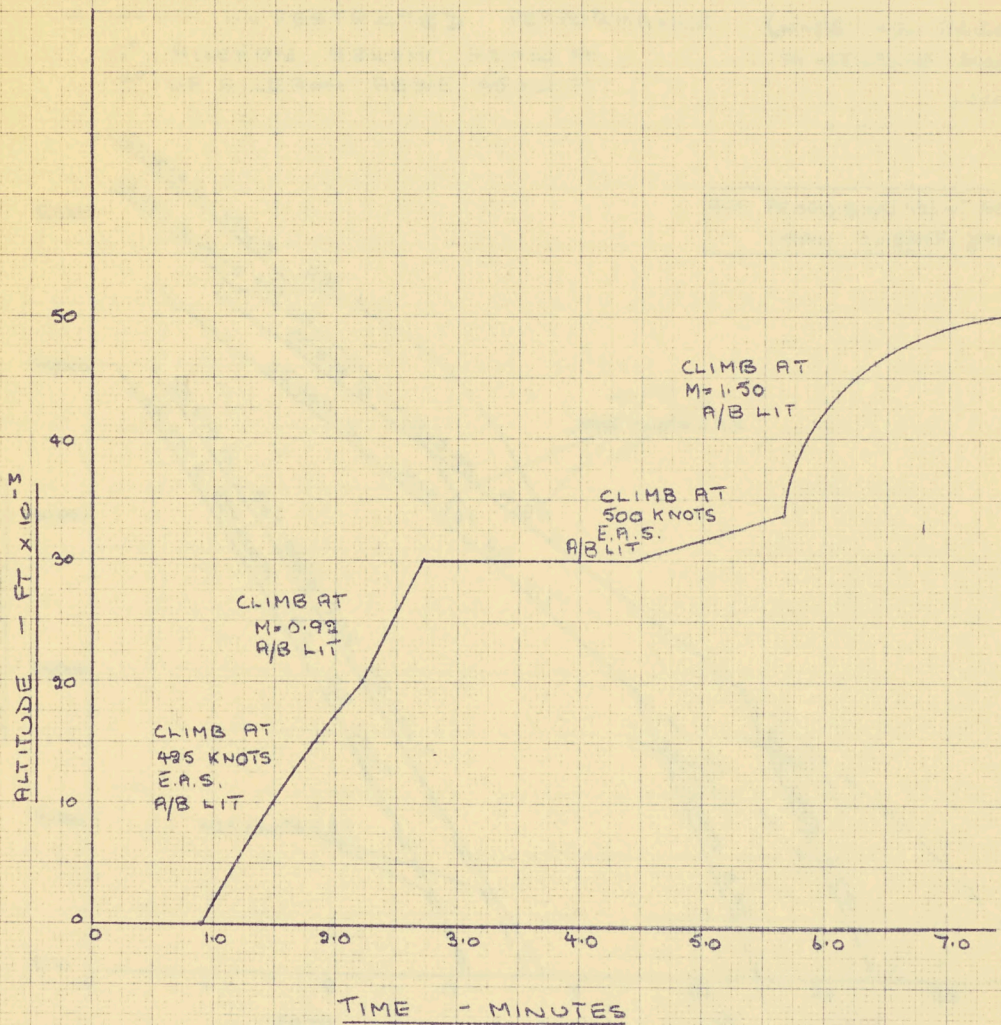
UNCLASSIFIED
SECRET

FIG. 2.

ARROW 3, PROQUOIS SERIES 2, DERATED ENGINES
[PRE - PRODUCTION ENGINES 116 AND 117]
TIME TO HEIGHT

MINIMUM TIME - A/B LIT THROUGHOUT
FLIGHT PLAN

REF: PROPULSION T2/INT. AERO/36
 DRAG 71-2/AERO DATA/17



W
 10 X 10 TO THE CM. 35914
 KUPPEL & ESSER CO. N.Y. N.Y.

SECRET

N.W. NOV '58

FIG. 3.

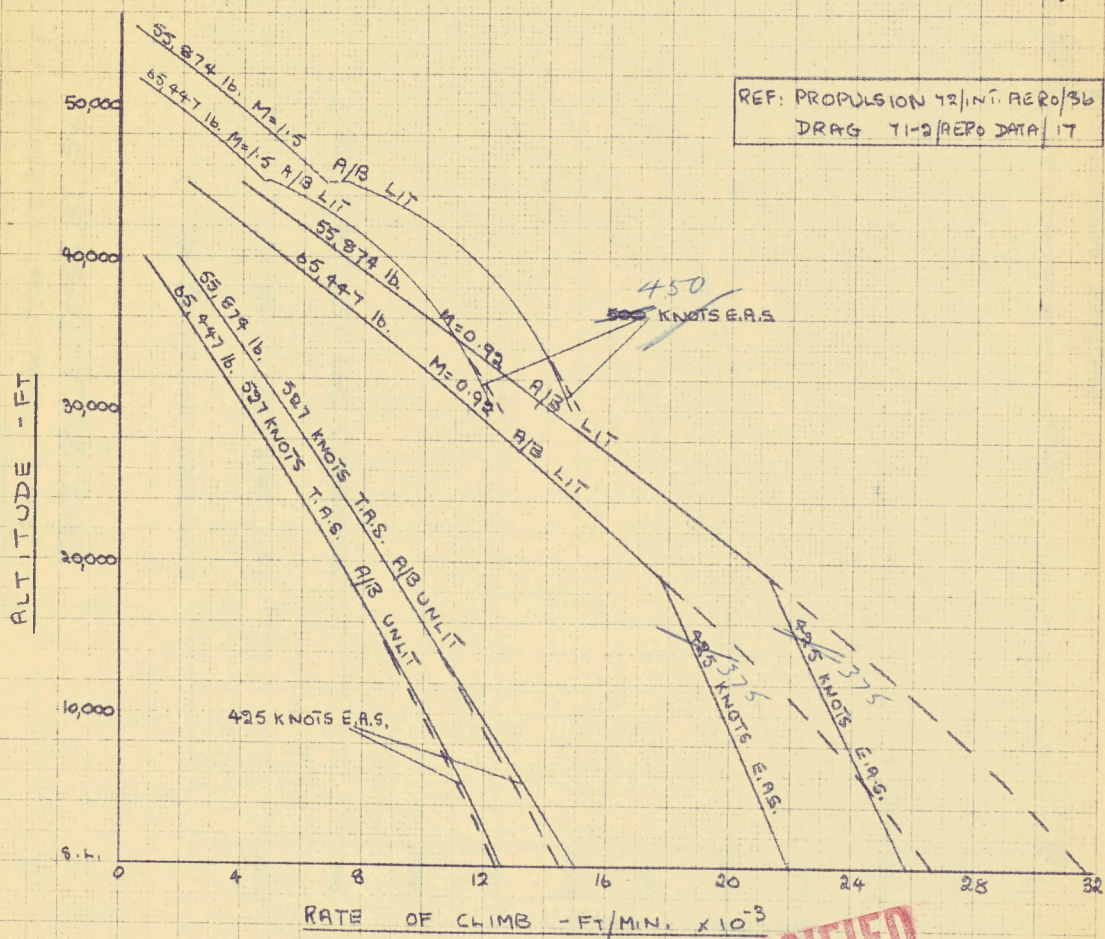
PRODUCTION

ARROW 2 IROQUOIS SERIES 2 DERATED ENGINES
 [PRE-PRODUCTION ENGINES 116 AND 117]
 STEADY STATE RATES OF CLIMB

CLIMB SPEED	425 KNOTS E.A.S.				500 KNOTS E.A.S.		M=0.92		M=1.50	
	S.L.	5000	10,000	15,000	30,000	35,000	S.L. TO 34,089	ABOVE 34,089	S.L. TO 34,089	ABOVE 34,089
ALTITUDE - FT.										
KINETIC ENERGY FACTOR	0.807	0.776	0.746	0.705	0.481	0.404	1.127	0	1.48	0

————— CURRENT CLEARANCE LIMITATIONS FOR A/C 25206

— — — UN RESTRICTED PERFORMANCE (NOTE: INSUFFICIENT TIME TO OPTIMISE SUBSONIC CLIMB.)
 0° AILERON BELOW 45,000 FT.
 4° UP AILERON ABOVE 45,000 FT.



H-2 10 X 10 TO 11110 M 35914
 REUPPEL & BERGER CO. MILWAUKEE

UNCLASSIFIED
 SECRET

FIG. 4

N.W. NOV '38

ARROW 2 WITH DERATED IROQUOIS ENGINES
[PRE - PRODUCTION ENGINES 116 AND 117]
TAKE OFF DISTANCE AT S.L.

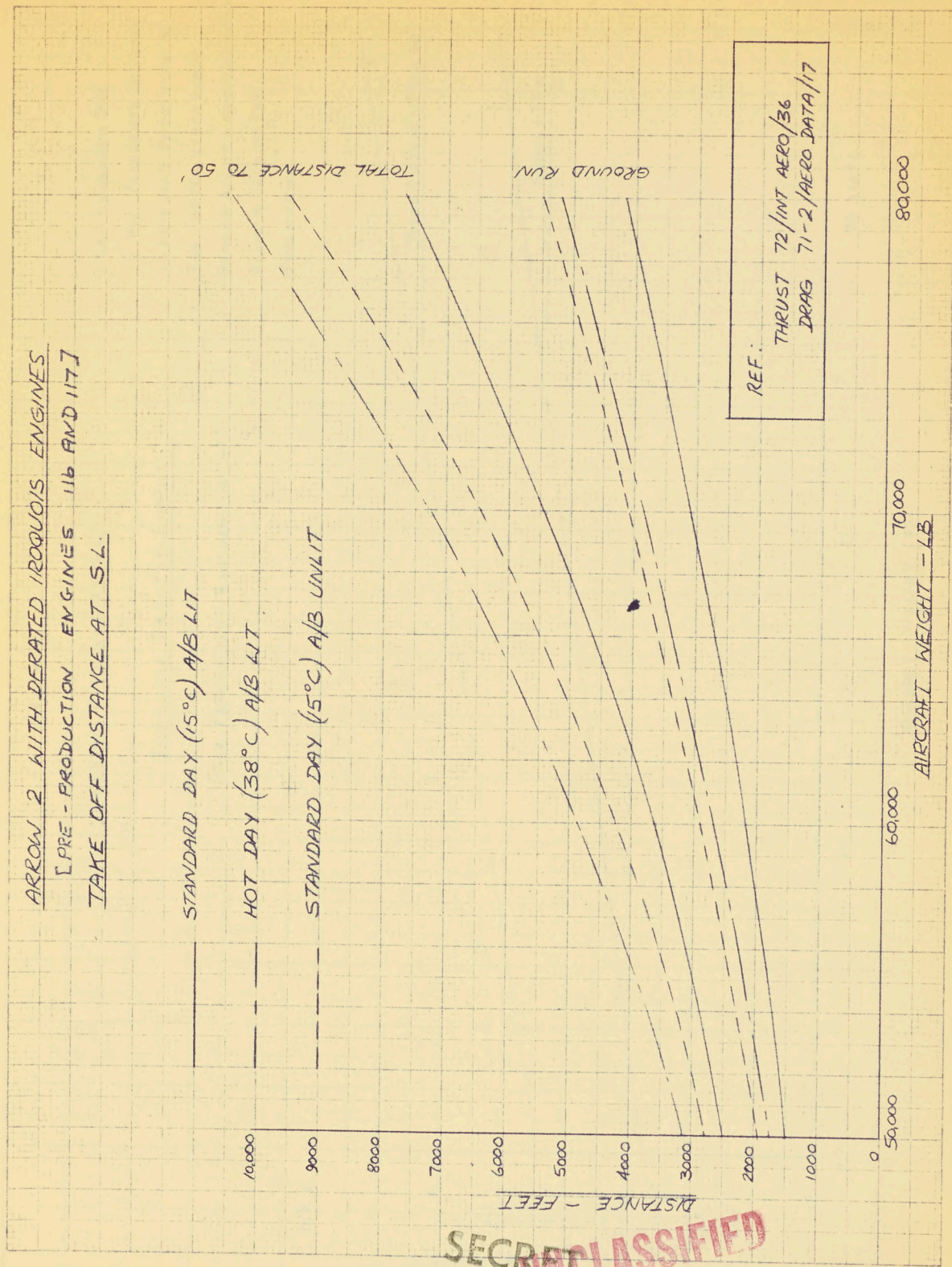
— STANDARD DAY (15°C) A/B LIT

— HOT DAY (38°C) A/B LIT

- - - STANDARD DAY (5°C) A/B UNLIT

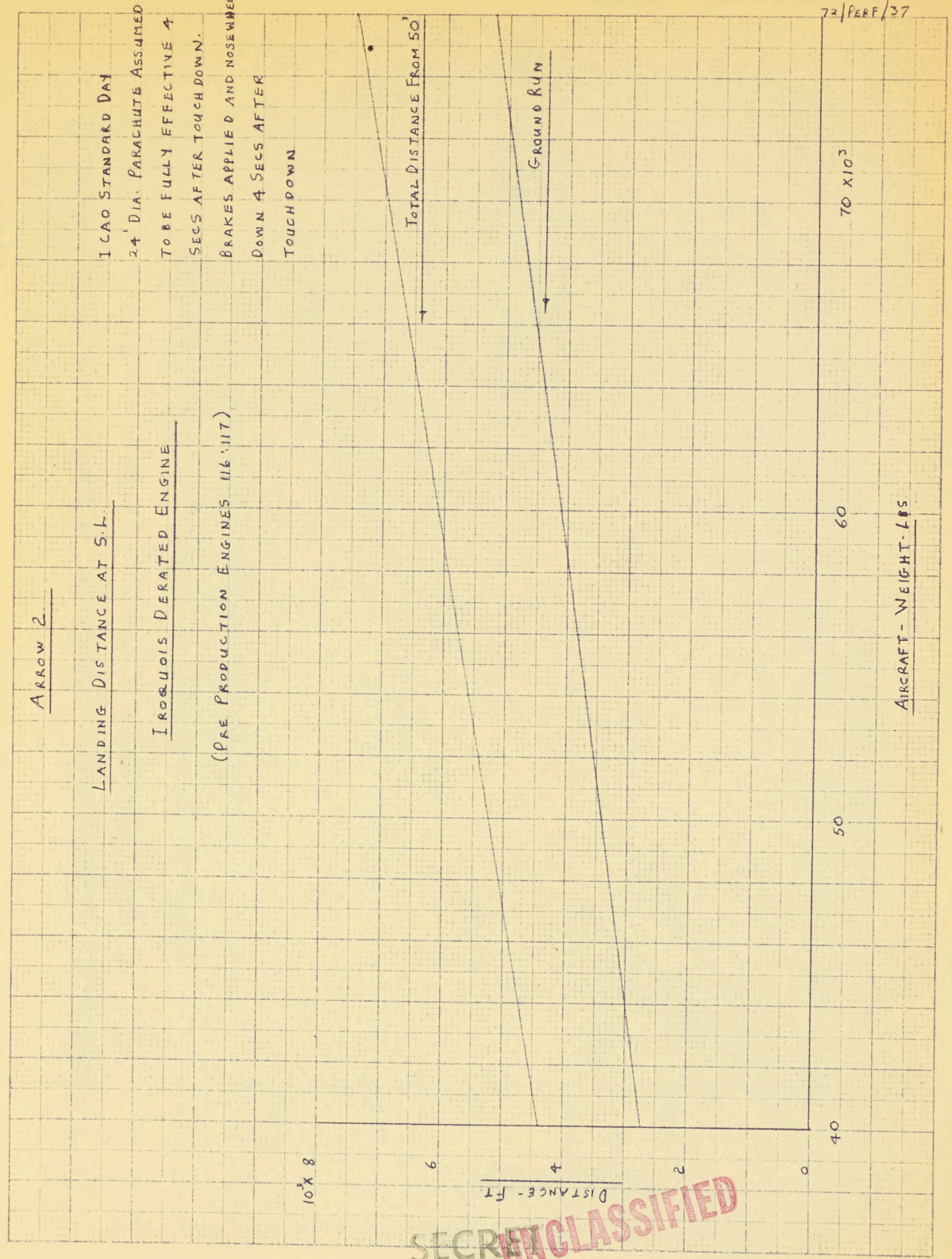
GROUND RUN
TOTAL DISTANCE TO 50'

REF.:
THRUST 72/INT AERO/36
DRAG 71-2/AERO DATA/17



SECRET UNCLASSIFIED

FIG. 5



SECRET **DECLASSIFIED**

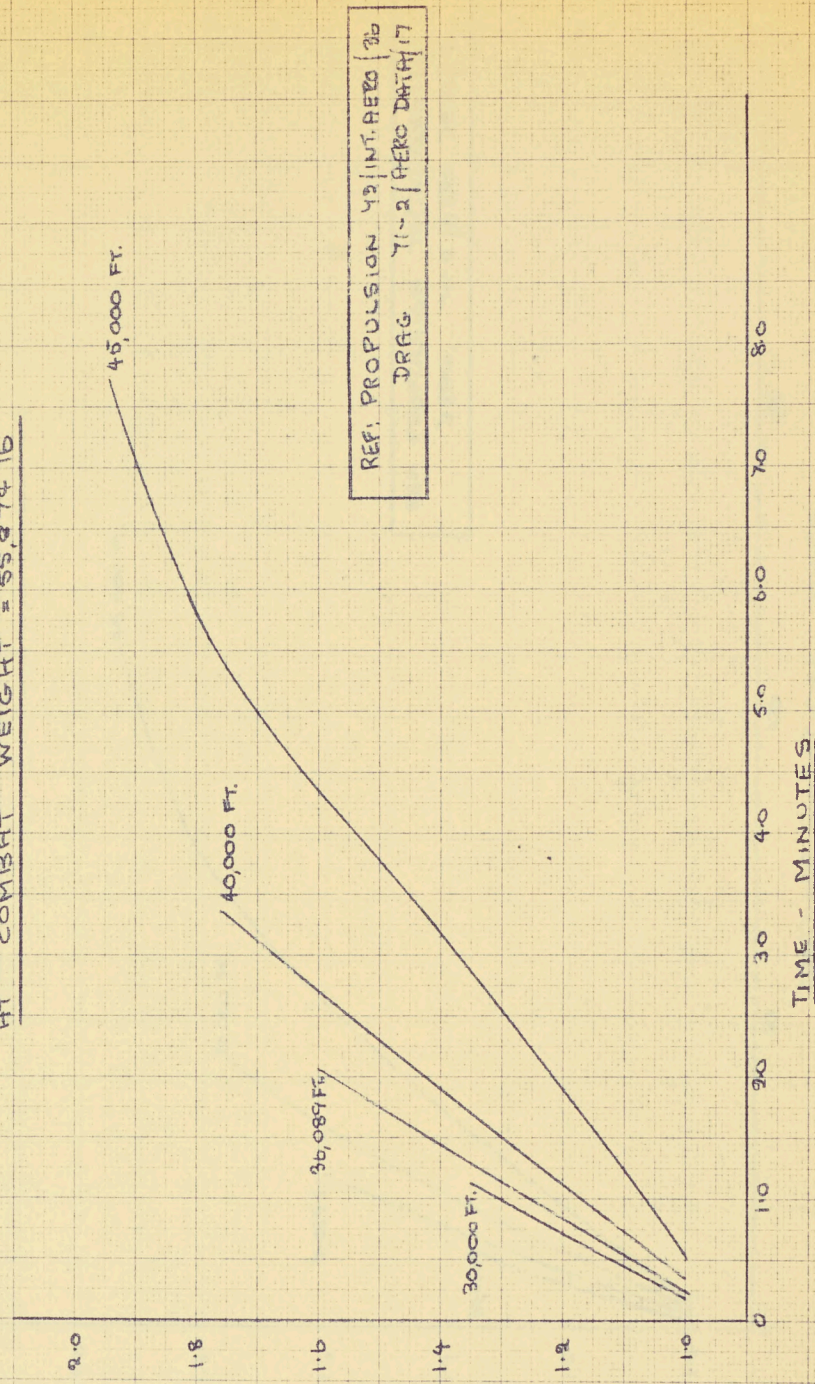
FIG. 6

FOIA b7c

MS 10 X 10 TO THE CM 359-14
 NEUFEL & ESSER CO. 401 N. 11th St.

ARROW 2 - IROQUOIS SERIES 2 DELETED ENGINES A/B LIT

[PRE - PRODUCTION ENGINES 116 AND 117]
 TIME TO ACCELERATE FROM M=0.92 TO M=2.0
 AT COMBAT WEIGHT = 55,874 lb



REF. PROPULSION Y3 INT. AERO 36
 DRAG 71-2 / AERO DATA 17

SECRET UNCLASSIFIED

FIG. 7A

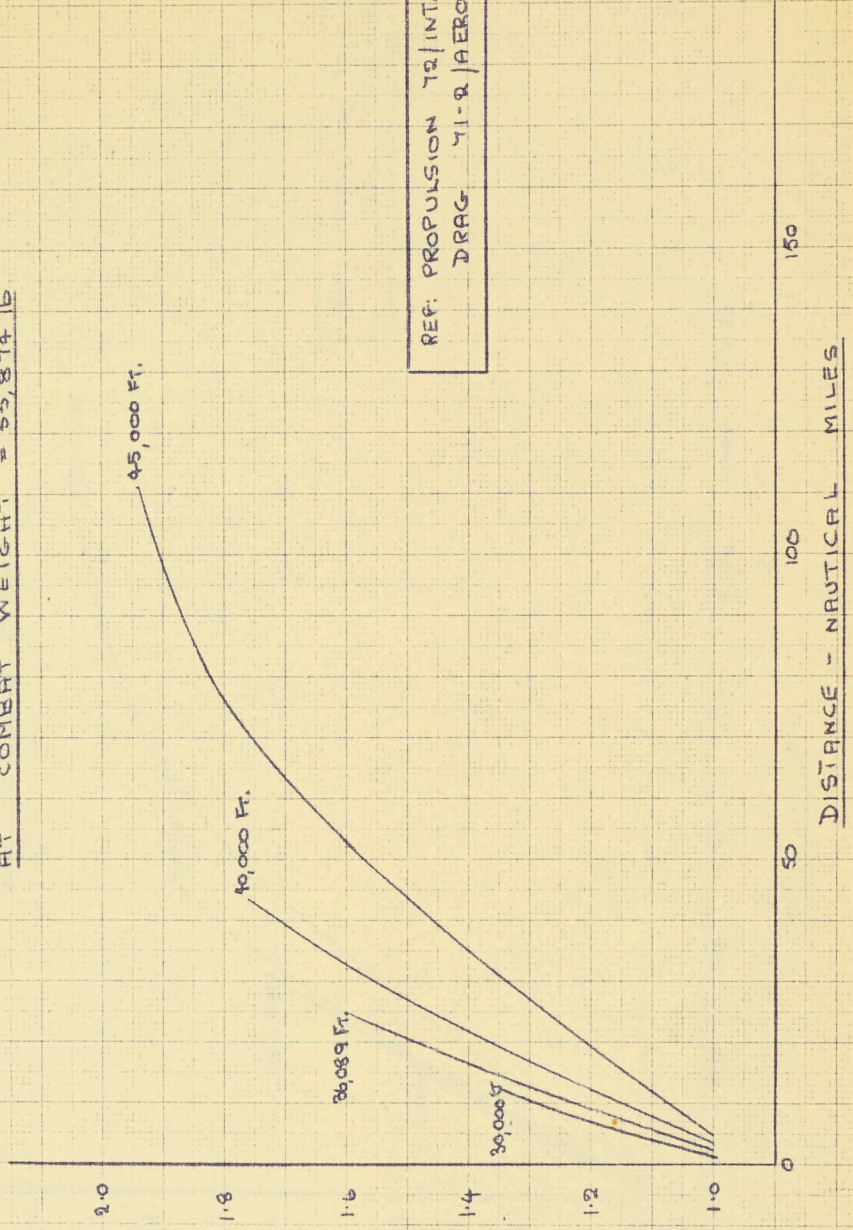
PROVISION

10 X 10 TO THE CM. 359 14
 KUPFFEL & ESSER CO. N.J. N.Y.

ARROW 2 - IROQUOIS SERIES 2 DERATED ENGINES A/B LIT

[PRE-PRODUCTION ENGINES 116 AND 117]

DISTANCE TO ACCELERATE FROM M=0.92 TO M=2.0
 AT COMBAT WEIGHT = 55,814 LB



REF: PROPULSION 72/INT. AERO/36
 DRAG 71-8/AERO DATA/17

SECRET UNCLASSIFIED

FIG. 7B

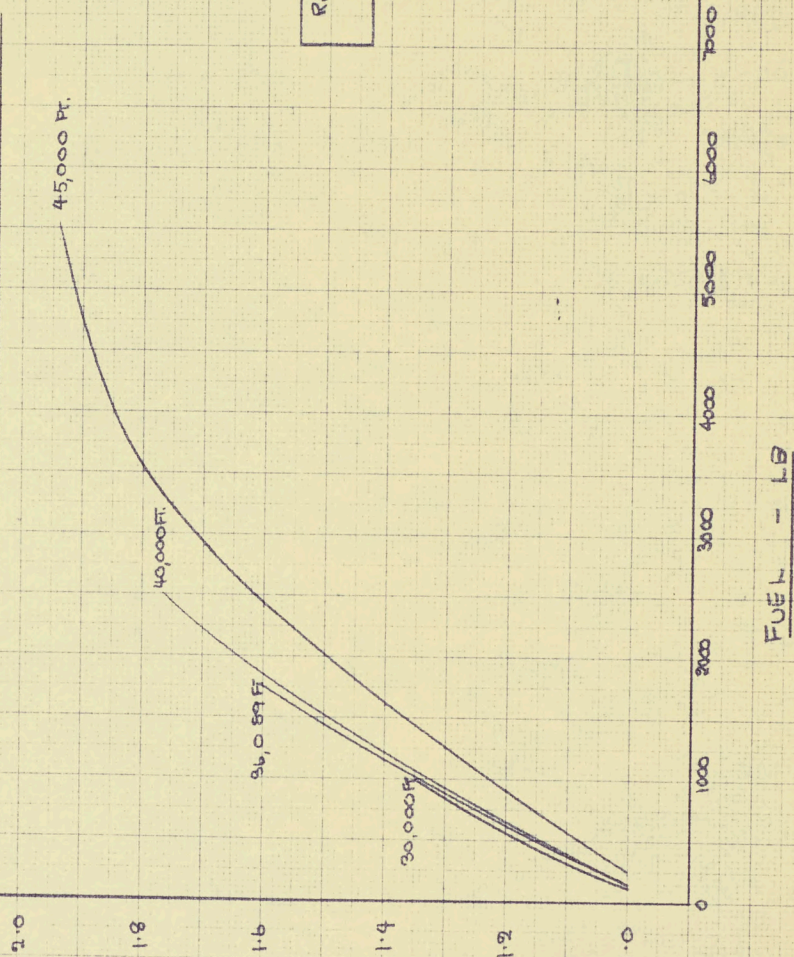
PROPULSION

MSE 10 X 10 TO THE CM 359.14
 A GUFFEL & ESSER CO. MADE IN U.S.A.

ARROW 2 - IROQUOIS SERIES 2 DERATED ENGINES AIR LIT

[PRE - PRODUCTION ENGINES 116 AND 117]

FUEL TO ACCELERATE FROM M=0.92 TO M=2.0
AT COMBAT WEIGHT = 55,874 LB



REF: PROPULSION 72/INT. AERO/36
 DRAG 71-2/AERO DATA/7

N.W. NOV 58

MACH NUMBER

SECRET

UNCLASSIFIED

FUEL - LB

FIG. 7c

PROPULSION

UNCLASSIFIED

PROPUSION



SECTION 2 PROPULSION DATA

The propulsion system consists of an engine derated to maximum high pressure rotor r.p.m. of 7650 as limited by handling and vibration problems at the present state of development, and afterburner derated to efficiencies obtainable at present state of development as given by Tullahoma test.

The significant parameters as suggested by Orenda Engines Limited are:-

- (a) The maximum high pressure rotor speed is 7650 r.p.m. The engine non-dimensional charts OEL-X-16479 through OEL-X-16493 (basis of EMS-8-2 performance) were used but with N_H factored by 8150/8050. Thus on the charts 7650 r.p.m. gives a swallowing capacity identical to 7745 r.p.m.
- (b) The final nozzle area was taken to be constant at 668 sq.in. However, the actual geometric area of the final nozzle to pass the internal flows, afterburner off, is 760 sq.in. This implies a final nozzle flow coefficient of 88% rather than the 98.5% used to date. A flow coefficient of 88% was also used afterburner lit, where the maximum geometric final nozzle area remains at 1075 sq.in.
- (c) The afterburner efficiency used is that given from Tullahoma test on OEL-X-18942, a deterioration of the order of 25% from that used to date.

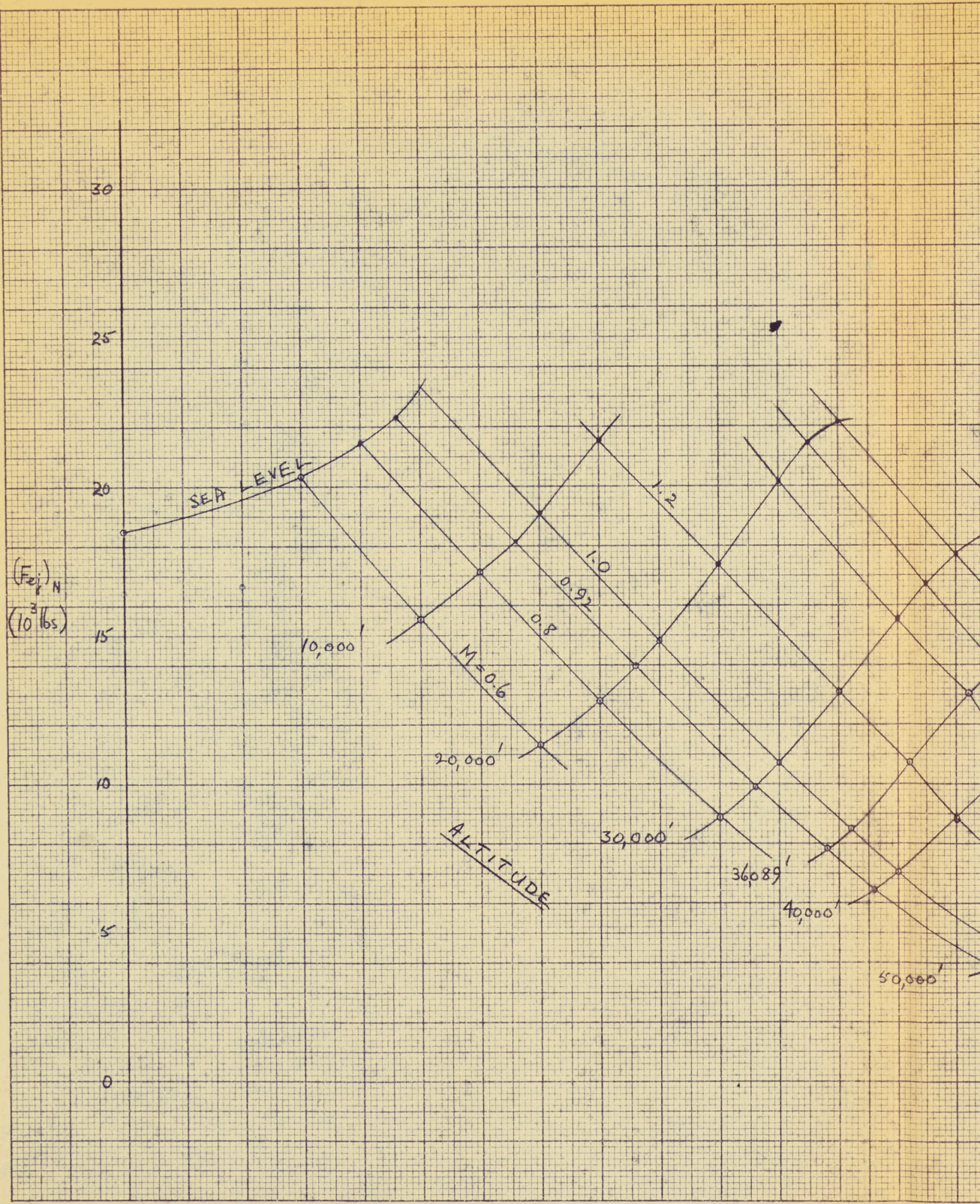
The propulsion system geometry is comprised of a fixed intake with throat area of 6.0 sq.ft., bypass inlet of 180 sq.in., restrictor flow area varying between 95 and 250 sq.in. as determined by the spring characteristic of OEL-X-18894, a fixed divergent ejector of throat 40 in. and exit 49 in. diameter.

Prepared by Internal Aero Group -
November, 1958.

SECRET

UNCLASSIFIED

SECRET



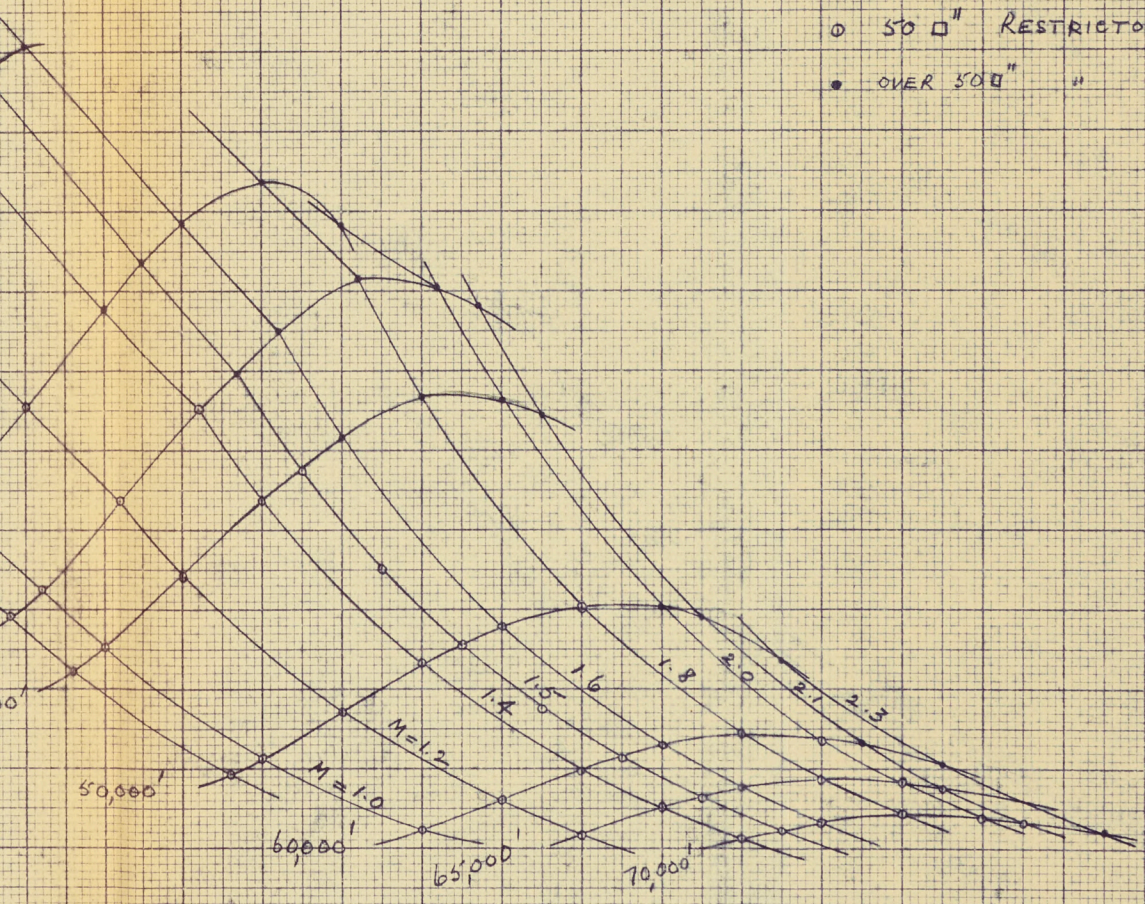
IROQUOIS A/B ON

NET INSTALLED THRUST - ONE ENGINE

N_H CONTROL (7650)

DERATED AFTERBURNER

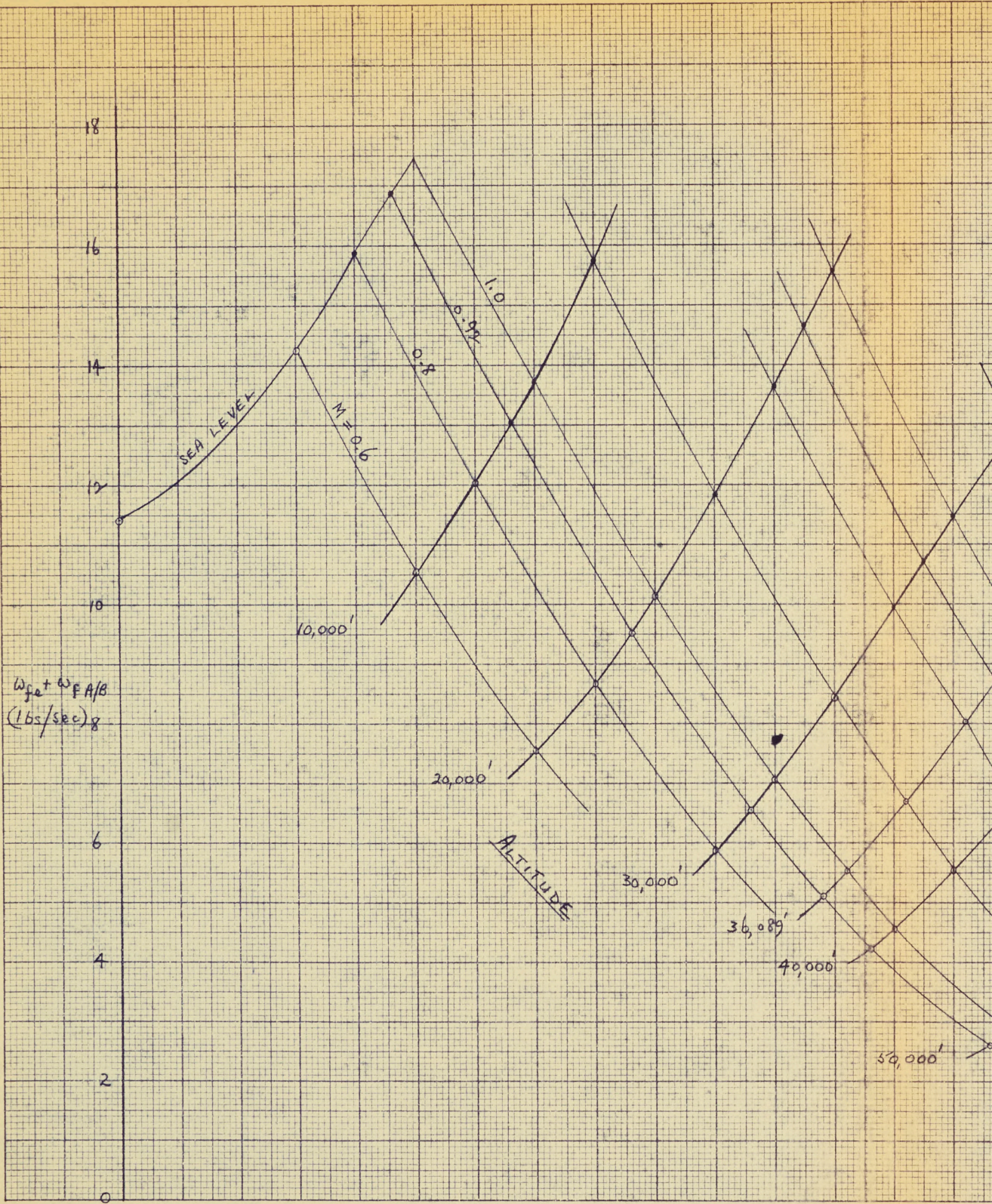
- 50" RESTRICTOR
- OVER 50" "



UNCLASSIFIED

SECRET

FIG. 8



$W_g + W_{FA/B}$
(lbs/sec) g

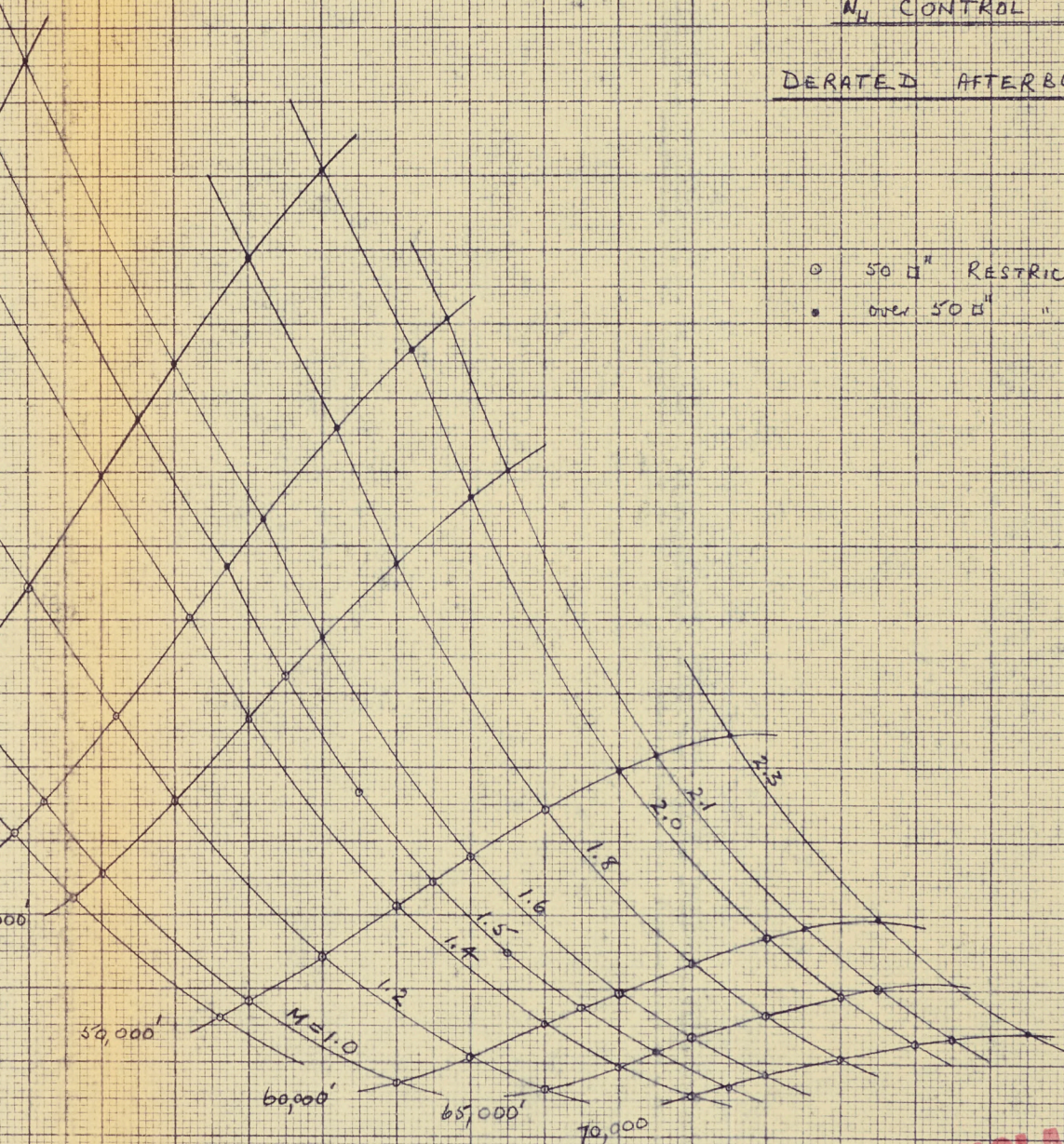
IROQUOIS A/B ON

TOTAL FUEL FLOW - ONE ENGINE.

N_H CONTROL (7650)

DERATED AFTERBURNER.

- 50" RESTRICTOR
- OVER 50" "



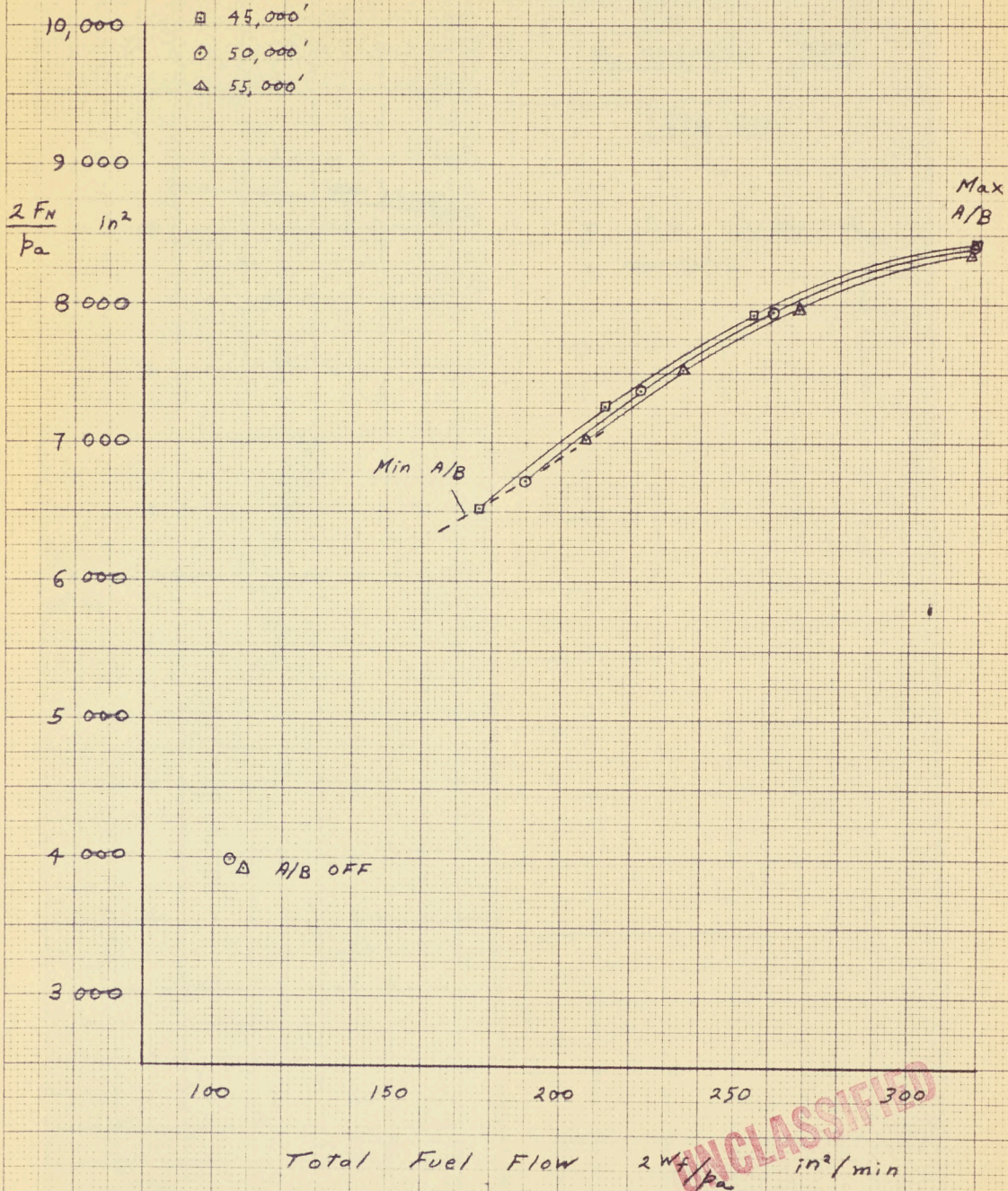
UNCLASSIFIED

SECRET

FIG. 9.

IROQUOIS
 PARTIAL A/B DERATED RPM & A/B
 Std Day

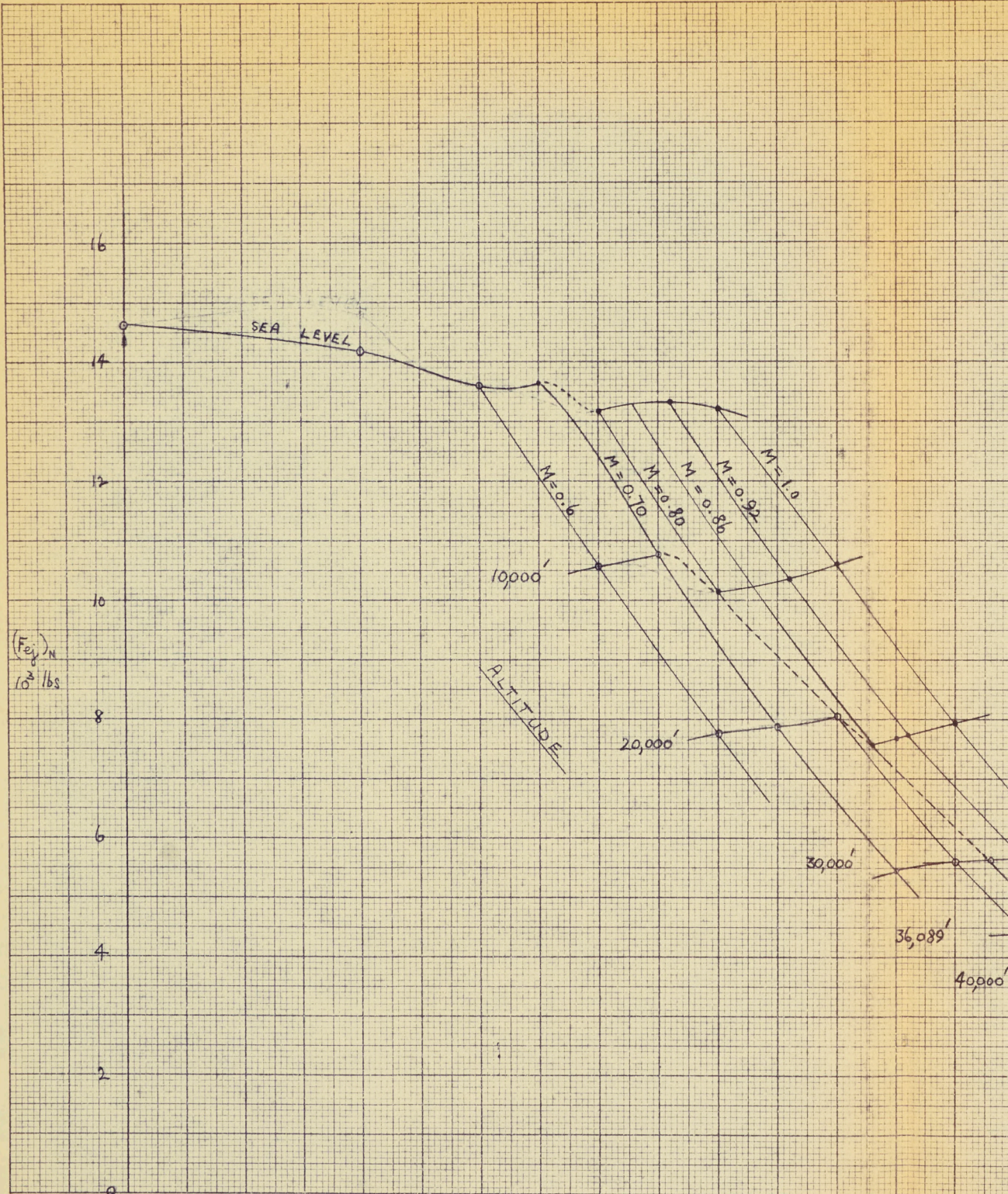
M = 1.5



SECRET

FIG. 10.

CELEBRATION CHAINS
 PRINTED IN U.S.A. ON CELEBRATION TECHNIQUE PAPER NO. 10001
 SIZE 3 1/2 X 5 1/2 DIMENSIONS PER INCH 100 X 100 DIVISIONS



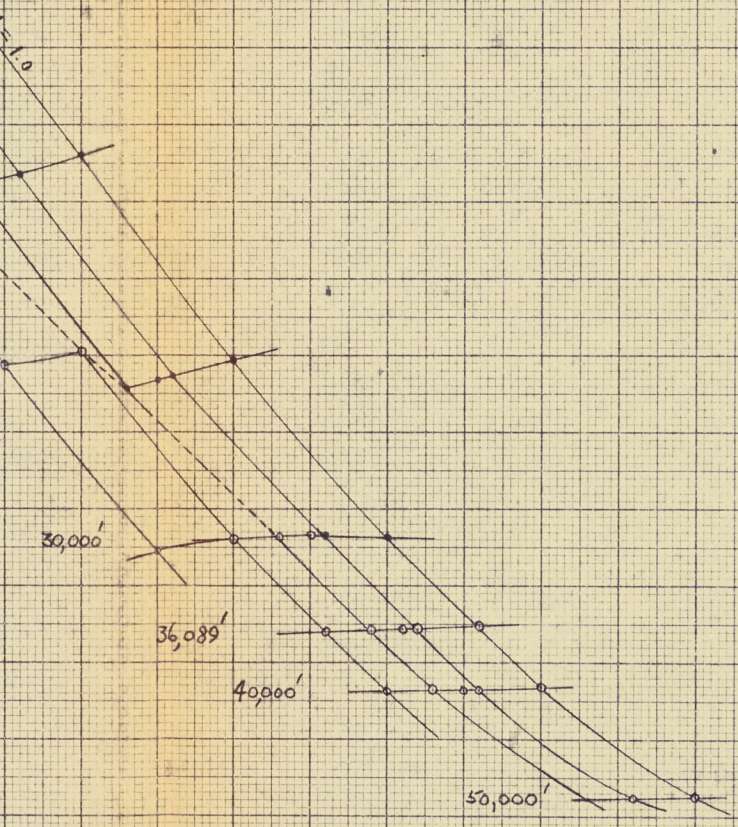
IROQUOIS A/B OFF

NET INSTALLED THRUST - ONE ENGINE

N_H CONTROL (7650)

STD. DAY.

- 50 " RESTRICTOR
- 100-200 " " }



UNCLASSIFIED

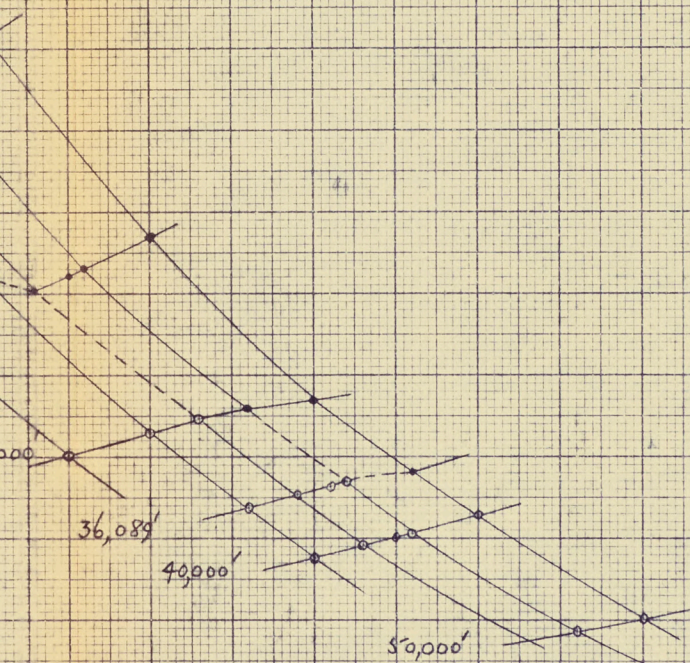
SECRET

FIG 11.

IROQUOIS A/B OFF

FUEL FLOW — ONE ENGINEN_H CONTROL (7650)STD. DAY

- 50" RESTRICTOR
- 100-200" " }



SECRET

UNCLASSIFIED

IROQUOIS

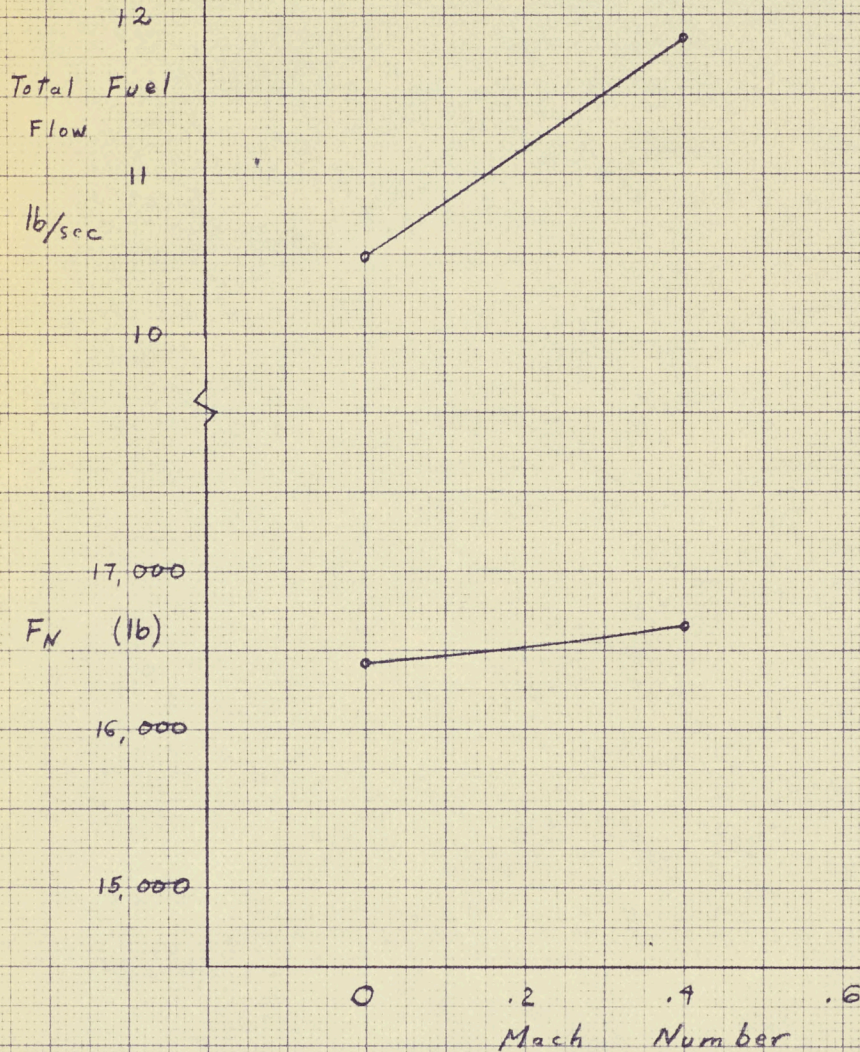
THRUST AND FUEL FLOW

DERATED RPM (7650) DERATED A/B

Hot Day $T_a = 39.4^\circ\text{C}$

Sea Level

one engine



CLEARBRINT PAPER CO.

CAR 50 X 50 DIVISIONS PER INCH 140 X 500 DIVISIONS PER INCH

CLEARBRINT PAPER

PRINTED IN U.S.A. OR CLEARBRINT TECHNICAL PAPER NO. 10001

UNCLASSIFIED
SECRET

FIG. 13.

DUIG TANG
3550
MADE IN U.S.A.